

GC32 Two & Three Way Slam Centre

Features

- An exceptionally neat and compact unit which is used to make up 2-way or 3-way slam systems. 'Quick-fit' attachment points on case allow link bars to be quickly and easily attached, (generally with slam latches **GD9-22387**)
- The integral slam-bolt provides centre-latching when fitted
- System can be slammed shut even when an exterior handle is in 'locked' position. Attached slam bolts (adjustable) will return links to extended position.
- Rotation of follow-bush (as shown) withdraws slam bolt fully into case, also withdraws links by 7 mm at each end, which operate (attached) slam latches
- Unit is 'handed' by position of centre bolt and by direction of rotation of follow-bush (and operating handle)

Material

- Case and follow bush: Zinc die cast
- All other components: Mild steel

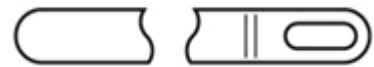
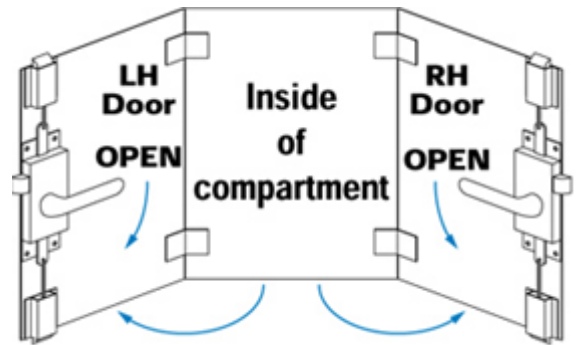
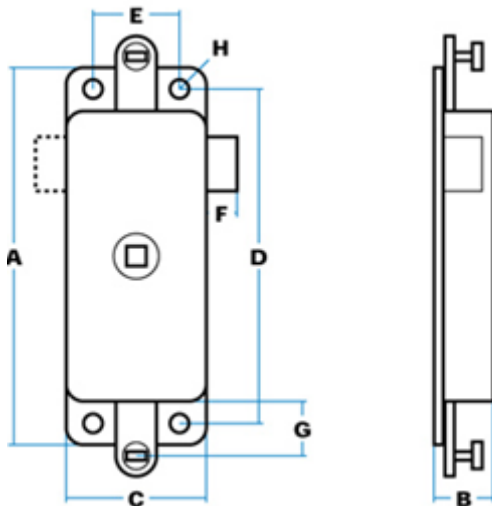
Notes

- Follow bush accepts 8 mm square shaft from both sides
- Rotation 40° to fully withdraw centre bolt and links, direction of rotation as shown in diagrams
- 915 mm linkage bar **G13497** sold separately



Right hand 3-way centre (GC32-G12507), shown with attachment points fully extended.

2-way centre (GC32-G12508) is identical, but without centre bolt.



Standard linkage bar G12497, used on 3-way slam system

Part No.	Type	Direction	A	B	C	D	E	F	G	H
GC32-G12506	3-Way Slam Centre	LH	127	19	45	114	28	11	Extended: 21	Diameter: 5.5 mm
GC32-G12507		RH								
GC32-G12508	2-Way Slam Centre	LH								
GC32-G12509		RH								